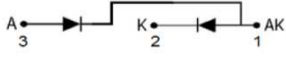


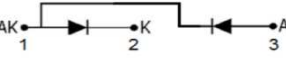










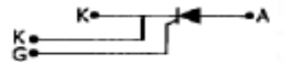

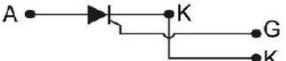

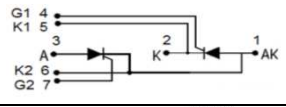


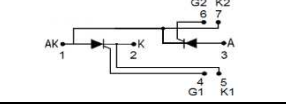


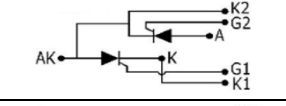



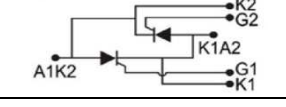

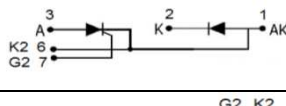


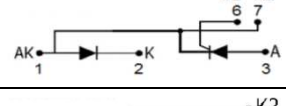


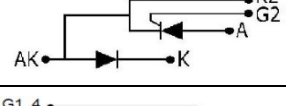



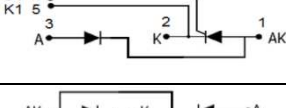


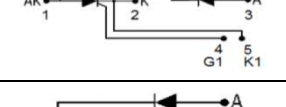


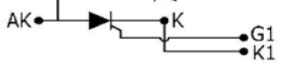






Type de module	Schéma sur étiquette	Photos à titre indicatif		
CD41				
CD61				
LS41 / LS81				
PS41				
ND41 / LD41 LD81 / PD41				
LS43-LS83				
PS43				
CD43				
CD63				
ND43 / LD43 LD83 / PD43				
PA43				
CD47				
CD67				
ND47 / LD47 LD87 / PD47				
CD42				
CD62				
ND42 / LD42 LD82 / PD42				


Unité de production
428 avenue Georges Durand BP 23131
72003 LE MANS Cedex 1
France
Tel : 33 (0) 2 43 41 14 14
Fax : 33 (0) 2 43 41 14 02
info@powerex.fr
www.powerex.fr




CD4




CD6




ND



LD-LC



LS



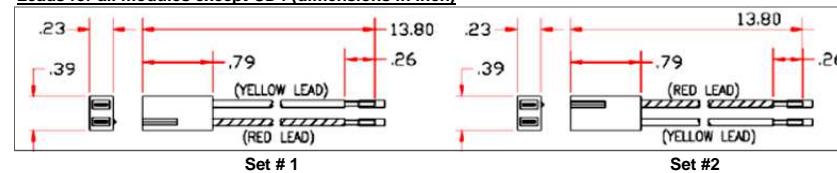
PA, PD, PS

All POWEREX Europe modules are delivered with hardware and leads for thyristors.

LEADS

Module type	Lead code	Composition per module
PA43	NK	1 x set #1 and 1 x set #2
PD43	NK	1 x set #1 and 1 x set #2
LD43-LD83	NK	1 x set #1 and 1 x set #2
ND43	NK	1 x set #1 and 1 x set #2
CD63	NK	1 x set #1 and 1 x set #2
PD47	NL	1 x set #1
LD42	NL	1 x set #1
LS43-LS83-LS46	NL	1 x set #1
ND42	NL	1 x set #1
CD62	NL	1 x set #1
PD42	NM	1 x set #2
PS43	NM	1 x set #2
LD47	NM	1 x set #2
ND47	NM	1 x set #2
CD43	MQ	2 x red and 2 x yellow leads
CD42	MR	1 x red and 1 x yellow lead
CD47	MR	1 x red and 1 x yellow lead

Leads for all modules except CD4 (dimensions in inch)



1- WIRE COMPOSITION

AWG 22, tinned copper stranded wire with ETEF insulation rated to 125°C

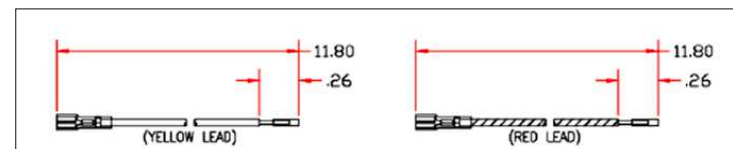
2- LEAD COLORS

Red (Cathode) and Yellow (Gate). Red lead is positioned next to key on black polarized housing.

3- RECEPTACLES

Female terminal with nylon insulator that fits 2,79 x 7,62 mm blade.

Leads for CD4 only (dimensions in inch)



1- WIRE COMPOSITION

AWG 22, tinned copper stranded wire with ETEF insulation rated to 125°C

2- LEAD COLORS

Red (Cathode) and Yellow (Gate), both with insulated terminals.

3- RECEPTACLES

Female terminal with nylon insulator that fits 2,79 x 7,62 mm blade.

HARDWARE

Module type	Hardware code	Composition per module
PA	no hardware	
PD	no hardware	
PS	no hardware	
LD-LC	#50	3 x M10 x 1,5 x 20mm (includes lockwasher) Fig 1
LS	#49	2 x M10 x 1,5 x 20mm (includes lockwasher) Fig 1
ND-NC	#87	3 x M8 x 1,25 x 16mm (includes captive washer) Fig 2
NS	#86	2 x M8 x 1,25 x 16mm (includes captive washer) Fig 2
CD6	#60	3 x M6 x 1 x 10mm (includes captive washer) Fig 3
CD4	#44	3 x M5 x 0,8 x 10mm (includes lockwasher) Fig 3

METRIC MOUNTING HARDWARE

